



Designed for Precision 

TECNAM MMA

Multi Mission Aircraft




Autonomous Power Supply System for Mission Equipment

Separate 28V/60A alternator supporting mission equipment exclusively
 + Extra battery
 + Extra external power socket
 + Mission control box 4x 28V, 2x 12V



Mission GPS Antenna

Source for geo-referencing & moving map



Flexible Mission Painting Scheme

Mission environment camouflage painting non reflecting



Surround View Windows (optional)

Optimizing the pilot's field of view in special service missions



Pilot Work Environment

Perfect outside visibility and Garmin Glass Cockpit support single-pilot missions.



Operator Workstation & Camera Lift

Ergonomic and spacious working environment



Beyond-Line-Of-Sight Satellite System

Worldwide data transmission



Line-Of-Sight Downlink System

Local data transmission



Large Sensor Bay

Versatile internal sensor compartment with a retractable sensor support system



Systems Compartment

Plenty of space for storage and support units (airborne server room)

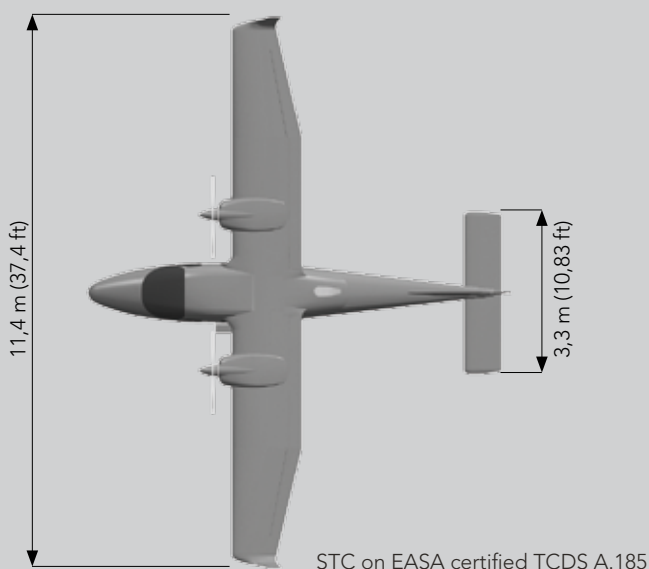
TYPICAL MISSION CONFIGURATION

- 370 kg Max Payload
- 170 kg Crew (Pilot + Operator each 85 kg)
- 21 kg Sensor Equipment (L3-MX10 or FLIR UltraForce 350)
- 16 kg Sensor Lift
- 18 kg Uplink System (SCOTTY Satcom Rack)
- 6 kg Downlink System (BMS)
- 10 kg Operator Workstation + Moving Map (EUROAVIONICS)
- 5 kg Tactical Communication HF-Radio
- 124 kg Fuel for 4 h+

TECNAM MMA Most Efficient Multi-Fuel Platform

MAIN FEATURES

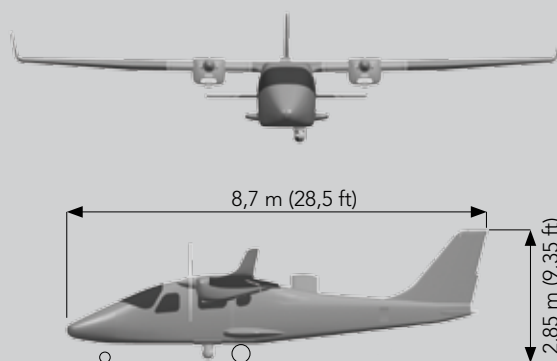
- Independent mission power supply system
60 Amps@28 Volts (6 electric busses - 14/28 Volts, switchable)
- Separate mission battery / separate ground power socket
- Individual and multifunctional operator desk
- Hatch with retractable sensor support
- Passive surveillance painting - air superiority grey
- Lowest noise emission (67.07 dB(A)
accord. ICAO/Annex.16 Chapt. X)
- Hard points for various antenna installations
- STOL and rough runway operation
- Field proven Rotax engine, world wide support network
- Ground air condition system (optional)
- Oxygen system (optional)



PERFORMANCE

Max cruise speed	145 KTAS
Cruise speed (75%, 7,000 ft)	140 KTAS
Cruise speed (65%, 9,000 ft)	135 KTAS
Stalling speed with flaps	53 KTAS
Min mission speed	64 KIAS
Fuel tanks standard	2x97 lt (2x25.6 US Gal)
Fuel consumption on mission	2x15 lt (2x4 US Gal)
Fuel requirement	Automotive Gasoline EN228 Premium and/or AVGAS in any blend
Climb rate, s.l.	1,140 ft/min
Climb rate, s.l. (single engine)	230 ft/min
Service ceiling (twin engine)	15,000 ft
Max ceiling (single engine)	6,600 ft
Take-off distance, s.l.	390 m 1,250 ft
Landing distance, s.l.	330 m 1,050 ft
both over 15 m (50 ft) obstacle	

Source: Tecnam/Airborne Technologies, V6.0 04/11
Specifications differ according to sensor equipment.



ABOUT THE COMPANY

We are an Austrian private limited company based at the Wiener Neustadt Airport. We own and operate a fleet of multi mission aircraft/data processing systems for remote sensing applications and deliver fully certified special service platforms.

CONTACT

Airborne Technologies GmbH
Viktor-Lang-Straße 8
2700 Wiener Neustadt | Austria

office@airbornetechnologies.at
www.airbornetechnologies.at

P+43 2622 34718 200
F+43 2622 34718 300

EASA Part 21 J approved Design Organisation